

Performance

| | |
|---|----------------|
| Rated capacity | 4,000 kg |
| Maximum lift height (stabilisers up) | 15.2 m |
| Maximum lift height (stabilisers down) | 17.3 m |
| Capacity at max height (stabilisers up) | 1000 kg |
| Capacity at max. reach (stabilisers down) | 500 kg |
| Frame leveling | 10° |
| Lift speed (boom retracted) | |
| Up | 16.0 sec |
| Down | 13.0 sec |
| Boom speed (extended/retracted) | |
| Extended | 20 sec |
| Retracted | 25 sec |
| Top travel speed | 32.0 km/h |
| | Standard: |
| Engine | 74.4kW 4 speed |
| Drawbar pull (loaded) | 69.3kN |
| Outside turning radius (over tyres) | 3.92 m |
| Operating weight | 12310 kg |

Standard Specifications

Engine

| | |
|-----------------------------|------------------|
| Make and Model | Deutz TCD 3.6 L4 |
| No. of Cylinders | 4 |
| Displacement | 3.6 L |
| Standard engine gross power | 74.4kW |
| Maximum torque at 1600 RPM | 420Nm |
| Fuel Tank Capacity | 150 L |

Transmission

- 4 Speed forward - 3 reverse powershift transmission
- 4-wheel drive

Axles

- Trunnion mounted planetary steer axles
- Oscillating rear
- Fixed front with limited slip differential

Brakes

- Service brakes inboard wet disc brakes on front axle
- Service brakes servo assisted
- Parking brake external disc and calliper on front axle

Tyres

- Standard Mitas 14.00-24 TG02
- Optional (more available) Pneumatic Goodyear 14.00-24SCG

Cab

- EROPS and FOPS fully glazed all weather cab
- 2 way adjustable mechanical suspension seat

Steering 4-Wheel

- Power steering with steering wheel spinner
- Two wheel/Four Wheel/Crab Steer with Rear Wheel assisted alignment

Instruments

- Engine glow start assist
- Fuel gauge
- Hour- and tachometer
- CE marking
- Telescope function reconfiguration
- Battery isolator switch
- Frame Leveling

Hydraulic System-Implement

| | |
|----------|------|
| Capacity | 90 L |
|----------|------|

- 45 cc variable displacement load sensing pump
- Maximum pump flow 150 L/min
- Auxiliary hydraulic flow - intermittent 80 L/min

Accessories & Options

- Roof window screen guard
- Front window screen guard
- Rotating Beacon
- Wide range of hitches, couplers, carriages and tyres
- Boom prop
- Worklights boom (1st section)
- Air conditioning

Attachments

Standard:

| | |
|-------------------|---------------------------------|
| Standard carriage | 4000 kg |
| Standard coupler | Mechanical quick switch coupler |

Optional:

| | |
|---------------------------|--------------------------|
| Side shift carriage | 4000 kg |
| Fork positioning carriage | 1225 mm |
| Side shift pallet forks | 1200 mm x 50 mm x 100 mm |
| Pallet fork (4000 kg) | 1200 mm x 60 mm x 100 mm |

Hitches

| | |
|----------|--------------------------------|
| Couplers | Retrieval hitch |
| | Hydraulic quick switch coupler |

Concrete mixer bucket

| | |
|--------------------------------|----------------------------|
| Multi-Purpose Bucket With Grab | 500L cap.-1100 kg |
| 4-1 Bucket | 2.4 m wide |
| Digging Buckets | 2.4 m, 1.0 m ³ |
| | 2.4 m, 0.8 m ³ |
| | 2.45 m, 0.9 m ³ |

Lifting Hook

| | |
|------------|----------------|
| Truss Boom | 4000 kg |
| | 3.4 m, 1000 kg |
| | 3.6 m, 650 kg |

Fixed Platform

| | |
|---------------------|-------|
| Extendable platform | 1.8 m |
| | 4.5 m |

Devon



Richmond Walk, Plymouth, Devon, PL1 4LT
01752 500848
info@ltpoweredaccess.co.uk

Cornwall

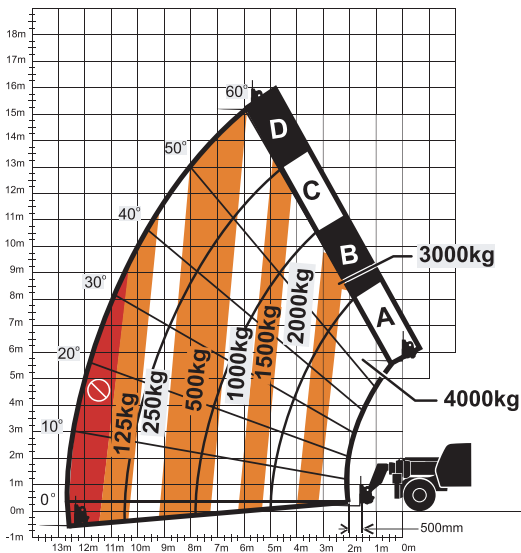
Plot 1, Phase 1, United Downs, Industrial Park,
Redruth, Cornwall, TR16 5HY
01209 822216
info@ltpoweredaccess.co.uk

Dimensions

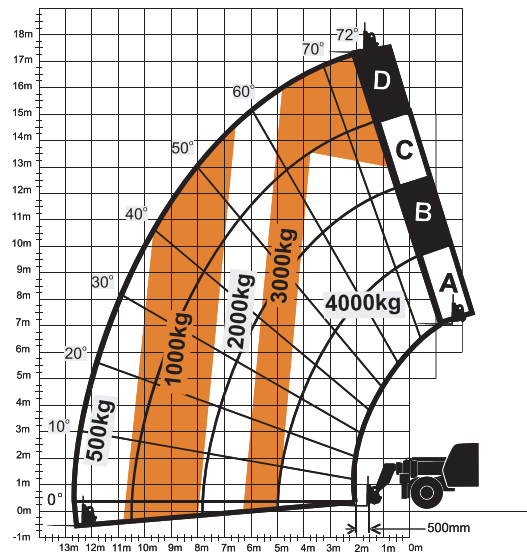
All dimensions are approximate.



Load Chart and Dimensions



4017PS without stabilisers



4017PS with stabilisers

Devon

Richmond Walk, Plymouth, Devon, PL1 4LT
01752 500848
info@ltpoweredaccess.co.uk

Cornwall

Plot 1, Phase 1, United Downs, Industrial Park,
Redruth, Cornwall, TR16 5HY
01209 822216
info@ltpoweredaccess.co.uk